

Design Extérieur 2023

RECER



Maintenant que le printemps est là, il est temps de commencer à penser aux différents espaces extérieurs de votre maison - terrasses, balcons et piscines - qui bénéficient d'une nouvelle pertinence.

Les revêtements de sol en grès cérame antidérapant présentent diverses caractéristiques qui garantissent la sécurité et les performances requises pour ces espaces extérieurs, telles que


- a) Résistance et durabilité ;
- b) Résistant aux chocs thermiques ;
- c) Résistance au gel ;
- d) Absorption d'eau quasi nulle ($\leq 0,5\%$) ;
- e) Résistance aux produits chimiques et aux taches ;
- f) Résistant au feu ;
- g) Résistance au glissement ;
- i) Résistance à la flexion.

Dans ce catalogue de revêtements de sol, vous pouvez choisir le produit ou la série qui convient le mieux à votre espace extérieur.





- 6 Alliance
- 8 Arizona
- 10 Born Stone
- 12 Apolo
- 14 Cotto
- 16 Imperial
- 18 Impetus
- 20 Lava
- 22 Lithos
- 24 Native
- 26 Pukka
- 28 Purple Stone
- 30 Wild Rock
- 32 Grand Stone
- 34 Grand Concrete
- 36 Attitude
- 38 Magis Wood
- 40 Pitch Pine
- 42 Infinity






BEIGE




DARK BEIGE




GREY



DARK GREY



BEIGE




GREY

Arizona

Grès cerame R11 A C3 W/D≥36 30x60




Photographie: Sensitiv



BEIGE




GREY



ANTHRACITE



WHITE



RED



GREY

Apolo

Grès cerame R11 B C3 W/D≥36 33x33



WHITE



BEIGE




GREIGE




RED

Cotto Plus


Grès cerame	R12 C	C3	W/D≥36	33x33
Grès émaillé	R12 C	C3	W/D≥36	15x30




BEIGE




GREY



DARK GREY



BEIGE




GREY

Impetus Plus


Grès cerame R11 A C3 W/D≥36 45x45 · 33x33




LAVA STRUCTURED



BROWN




BEIGE



GREY




BEIGE




DARK BEIGE



GREY



DARK GREY




ANTHRACITE



	Pukka			
Grès cerame	R11 C	C3	W/D≥36	45x90R · 30x60 · 45x45
Grès émaillé	R11 C	C3	W/D≥36	15x30

Purple Stone

RECER



SUEZ



CAIRO



SAHARA

Wild Rock

RECER



BEIGE



IVORY



GREY



BLACK

Grand Stone

RECER



SAND



SILVER



GREY



BLACK



SAND



SILVER




GREY



BLACK




BEIGE




ALMOND




GREY




CONCRETE



ANTHRACITE




MAGIS WOOD PLUS




PLUS LIGHT



PLUS MEDIUM




PLUS DARK



DECK LIGHT




DECK MEDIUM




DECK DARK


Pitch Pine Plus
Grès cerame R12 C C3 W/D≥36 120x20R
Pitch Pine Deck
Grès cerame R12 C C3 W/D≥36 120x15R




STRUCTURED PEARL




STRUCTURED MOKA



STRUCTURED BASIC GREY



STRUCTURED GRAFITE GREY



STRUCTURED BLACK

RECER

Recer - Indústria de Revestimentos Cerâmicos, S.A.
Apartado 20
3771-953 Oliveira do Bairro
Portugal
Tel.: +351 234 730 500
recer@recer.pt
www.recer.pt



Follow us on

